




Treasurer
Paula Meyer, Treasurer
www.leecountyil.com

TO THE COUNTY BOARD

LEE COUNTY, ILLINOIS

The accompanying report of the cash receipts, the cash disbursements and the cash balance for the operating funds of Lee County, Illinois, for the months ending May 31, 2022 was prepared from the books and records maintained by my office. This report was presented to the Finance Committee for their examination.





Paula Meyer
LEE COUNTY TREASURER


We, the under signed Finance Committee of the County Board of Lee County, Illinois, have reviewed the accompanying treasurer's report along with the detailed records. To the best of our knowledge, the report fairly states the financial condition of the various funds of the County.


June 16, 2022

Finance Committee









Lee County
Revenues and Expenses Compared to Budget
5/31/2022

% of Year Remaining= 50%

	Actual	Budget	% Remaining	Prior Year	Prior Year Change
Beg Fund Balance	3,640,203				
Revenues					
Property Taxes	2,548	6,235,000	100%	1,659	889
Sales Taxes	1,110,458	2,012,000	45%	976,628	133,830
Income Taxes	2,135,013	2,205,000	3%	1,228,686	906,327
Fees/ Fines	1,018,322	2,204,140	54%	1,331,242	(312,921)
Services	601,863	1,316,136	54%	711,684	(109,821)
Other	23,706	42,800	45%	17,712	5,995
Transfers	1,390,429	243,097	-472%	(45,000)	1,435,429
	<u>6,282,339</u>	<u>14,258,173</u>	<u>56%</u>	<u>4,222,611</u>	<u>2,059,728</u>
Expenses					
County Board	279,865	583,220	52%	225,678	(54,186)
County General	824,334	3,191,052	74%	180,869	(643,465)
Maintenance	425,244	813,163	48%	388,684	(36,560)
IT	160,524	368,800	56%	93,916	(66,608)
County Clerk	465,333	845,955	45%	415,931	(49,403)
Treasurer	140,000	265,870	47%	74,006	(65,994)
Assessor	185,414	429,419	57%	189,490	4,077
Planning/ Zoning	104,471	165,786	37%	56,242	(48,229)
Coroner	74,080	123,400	40%	60,445	(13,635)
ROE	38,427	73,050	47%	28,108	(10,319)
Sheriff	2,941,452	4,871,455	40%	2,159,044	(782,408)
Judicial Services	1,350,375	2,526,402	47%	1,209,290	(141,085)
	<u>6,989,519</u>	<u>14,257,572</u>	<u>51%</u>	<u>5,081,703</u>	<u>(1,907,815)</u>
Net Income	<u>(707,180)</u>	<u>601</u>		<u>(859,093)</u>	
End Fund Bal	<u>2,933,023</u>				
Cash	1,936,294				
Interfund Debt	950,000				
Other Assets- Liabilities	<u>46,729</u>				
	<u>2,933,023</u>				

**Lee County
Capital Fund
5/31/2022**

			Actual	Committed	Budget	Remaining Budget
Beg Fund Balance			6,890,461			
Revenues			5,297			
Transfers			-			
			<u>5,297</u>			
	Dept	Item				
022-000-580401	Board	Board Room Tech (ARPA)	(2,292)		20,000	22,292
	Buildings	HVAC/ Boilers (ARPA???)	35,010	474,890	0	(509,900)
	Buildings	Elevator Repairs (ARPA??)		200,000	0	(200,000)
	EMA	EMA Salamander		4,510	0	(4,510)
022-000-580401	IT	File Server upgrades	-		90,000	90,000
022-000-580301	Buildings	Old LEC (ARPA?)	17,765	12,136	10,000	(19,900)
022-000-580301	Buildings	Old Crthse Electric upgrade	13,321		16,000	2,679
022-000-580301	Buildings	Panic Alarm System			27,000	27,000
022-000-580301	Buildings	Generator upgrades			110,000	110,000
022-000-580301	Maintenance	Carpet Replacement			10,200	10,200
022-000-580401		Furniture	4,621		10,000	5,379
022-000-580401	Board	Copier/ Printer	5,905		5,350	(555)
022-000-580401	IT	IT harware / software	3,645		29,500	25,855
022-000-580401	Maintenance	Lawn Mower Cab Etc	12,267		9,000	(3,267)
022-000-580401	Treasurer	Accy Software	2,500		15,000	12,500
022-000-580501	Maintenance	Maint Trucks	46,181		43,000	(3,181)
022-000-580501	Sheriff	Squads	103,747		133,000	29,253
590020		Contingency	16,445		50,000	33,555
TOTAL EXPENSES			<u>259,114</u>	<u>691,536</u>	<u>578,050</u>	<u>(372,600)</u>
			<u>6,636,644</u>			
Cash			5,636,644			
Interfund Debt			1,000,000			
Other Assets- Liabilities			-			
			<u>6,636,644</u>			

Lee County
Revenues and Expenses Compared to Budget
5/31/2022

	<u>Solid Waste</u>		<u>Public Safety</u>		<u>Highway</u>		<u>Health</u>		<u>Animal Control</u>		<u>Road Construction</u>	
	Actual	Budget	Actual	Budget	Actual	Budget	Actual	Budget	Actual	Budget	Actual	Budget
Beg Fund Balance	2,490,079		(2,441,038)		1,591,851		1,027,304		132,557		4,832,373	
Revenues												
Property Taxes	-	-	-	-	437	978,500	262	70,000	-	-	271	604,500
Sales Taxes	-	-	725,026	1,135,000	-	-	-	-	-	-	605,127	877,000
Income Taxes	-	-	-	-	-	-	17,000	17,000	-	-	-	-
Fees/ Fines	196,308	350,000	-	-	-	-	122,491	348,750	99,084	202,900	-	-
Services	-	-	-	-	338,838	616,500	8,390	12,500	-	-	320,053	58,250
Other	2,068	10,000	294	-	42,602	57,000	659,776	982,007	115	150	83,798	21,000
Transfers	(37,550)	(37,550)	(1,082,802)	(1,082,802)	37,550	37,550	-	-	-	-	-	-
	160,827	322,450	(357,482)	52,198	419,428	1,689,550	807,919	1,430,257	99,198	203,050	1,009,249	1,560,750
Expenses												
Wages	540	4,000	-	-	404,484	986,500	505,275	996,300	39,901	88,075	-	-
EE Benefits	8	-	-	-	117,154	217,000	143,789	239,500	10,994	14,600	-	-
Contractual	55,627	231,100	-	-	21,487	80,000	183,154	318,500	2,562	13,100	-	100,000
Supplies	-	-	-	-	5,734	19,500	2,314	6,500	5,975	14,700	13,857	100,000
Conf/Meet/Train	-	-	-	-	200	5,500	10,852	15,000	-	-	-	-
Rent/ Utilities	-	-	-	-	17,068	46,200	6,034	13,001	2,922	5,500	-	-
Debt	-	-	-	-	-	-	-	-	-	-	-	-
Capital Exp	-	-	-	-	89,186	721,500	11,957	20,000	-	-	479,007	2,640,070
Other	-	20,000	-	-	-	-	-	-	8,401	15,000	-	-
	56,175	255,100	-	-	655,314	2,076,200	863,374	1,608,801	70,754	150,975	492,864	2,840,070
Net Income	104,652	67,350	(357,482)	52,198	(235,886)	(386,650)	(55,455)	(178,544)	28,445	52,075	516,385	(1,279,320)
End Fund Bal	2,594,731		(2,798,521)		1,355,965		971,850		161,001		5,348,758	
Cash	2,101,731		(355,521)		1,355,965		971,850		161,001		5,348,758	
Interfund Debt	493,000		(2,443,000)		-		-		-		-	
Other Assets- Liabilities	-		-		0		-		-		-	
	2,594,731		(2,798,521)		1,355,965		971,850		161,001		5,348,758	

Lee County, Illinois

025-070-440010

2/ton >1000= .51/ton

11/30/2021 11/30/2022

FY19 FY20 FY21 FY22

Month Received	Period Earned	Month Earned	Tons	Revenues	Tons	Revenues	Tons	Revenues	Tons	Revenues
January	4th Qtr	Oct	9,433	17,829	12,079	23,313	20,038	39,591	16,139	32,278
January	4th Qtr	Nov	8,557	16,172	9,576	18,481	21,394	40,467	16,469	32,955
January	4th Qtr	Dec	10,204	19,286	12,085	23,323	20,218	39,767	16,661	33,455
April	1st Qtr	Jan	7,749	14,955	9,473	18,756	14,269	28,571	14,039	29,483
April	1st Qtr	Feb	8,154	15,738	8,538	16,905	12,380	24,759	14,407	30,513
April	1st Qtr	Mar	8,521	16,446	9,835	19,474	19,273	38,808	17,916	37,624
July	2nd Qtr	April	9,662	18,648	11,027	21,834	24,111	41,258		
July	2nd Qtr	May	10,699	20,649	12,792	25,328	21,182	39,525		
July	2nd Qtr	June	10,080	19,454	20,716	41,098	33,381	68,759		
October	3rd Qtr	July	10,821	20,885	20,164	39,847	32,131	69,318		
October	3rd Qtr	Aug	11,016	21,261	20,007	39,419	34,977	76,571		
October	3rd Qtr	Sept	9,573	18,475	20,243	39,705	21,855	45,423		
			114,469	219,798	166,534	327,481	275,209	552,817	95,631	196,308

Budget

350,000

56%

Lee County, Illinois

001-000-410010 - PROPERTY TAXES				
	FY19	FY20	FY21	FY22
TIF Refund	1,373	1,612		
1st Dist	1,277,727	1,321,564	1,011,773	-
2nd Dist	701,893	675,616	1,238,505	-
3rd Dist	1,150,180	400,280	304,637	-
4th Dist		835,203	1,036,620	-
Final Dist	207,628	306,364	285,164	-
Interest Dist	2,390			
	3,341,191	3,540,639	3,876,699	-
	6.45%	5.97%	9.49%	
Budget				6,235,000

001-000-420010 - COUNTY SALES TAX				
	FY19	FY20	FY21	FY22
Dec October	33,037	33,470	36,057	54,954
Jan November	38,641	39,179	39,217	49,392
Feb December	26,846	34,485	26,731	59,179
Mar January	28,279	36,179	30,221	68,289
Apr February	20,980	21,155	34,036	44,914
May March	16,973	18,748	33,921	36,094
Jun April	27,007	19,716	48,497	
Jul May	27,699	29,148	53,624	
Aug June	32,623	30,203	52,958	
Sep July	37,449	37,194	54,979	
Oct August	42,512	39,733	54,949	
Nov September	37,682	41,997	56,541	
	369,729	381,205	521,731	312,822
001-000-420020 - COUNTYWIDE SALES TAX				
	FY19	FY20	FY21	FY22
Dec October	68,932	64,499	68,489	80,362
Jan November	69,998	65,049	71,303	82,638
Feb December	64,814	65,149	61,878	82,576
Mar January	69,508	76,920	75,513	95,975
Apr February	52,024	52,441	63,920	68,218
May March	51,329	52,719	60,962	66,416
Jun April	63,738	50,927	91,054	
Jul May	65,190	53,565	87,900	
Aug June	68,662	66,938	90,766	
Sep July	70,606	71,378	90,011	
Oct August	71,827	73,098	85,011	

Nov	September	70,183	73,733	84,353	
		786,811	766,414	931,160	476,185
001-000-420030 - LOCAL USE TAX					
		FY19	FY20	FY21	FY22
Dec	October	33,921	38,906	50,190	40,816
Jan	November	35,905	42,717	52,589	38,056
Feb	December	39,727	40,020	56,040	44,708
Mar	January	48,040	54,912	79,079	56,669
Apr	February	27,868	38,024	38,771	37,582
May	March	32,104	33,044	34,571	36,284
Jun	April	36,496	42,034	44,197	
Jul	May	34,544	44,499	40,155	
Aug	June	34,694	49,488	36,960	
Sep	July	35,270	49,961	42,125	
Oct	August	36,259	50,521	39,231	
Nov	September	34,738	48,108	41,411	
		429,565	532,233	555,318	254,115
All Sales Tax		1,586,106	1,679,853	2,008,210	1,043,122
% Change		3.64%	5.91%	19.55%	
Budget					1,868,000
					56%

001-000-430010 - STATE INCOME TAX					
		FY19	FY20	FY21	FY22
Dec	October	75,693	87,032	88,466	95,345
Jan	November	110,290	121,649	140,944	169,756
Feb	December	132,688	125,332	149,009	211,671
Mar	January	79,895	93,197	102,696	91,747
Apr	February	128,328	136,883	163,749	196,005
May	March	266,942	134,021	223,682	395,476
Jun	April	83,365	83,014	196,258	
Jul	May	124,670	131,822	176,061	
Aug	June	89,367	180,230	98,861	
Sep	July	79,094	102,120	104,403	
Oct	August	141,119	147,879	189,725	
Nov	September	92,102	99,923	108,761	
		1,403,555	1,443,102	1,742,615	1,160,000
001-000-430020 - PERSONAL PROP REPLACEMENT TAX					
		FY19	FY20	FY21	FY22
Dec		15,153	20,680	16,717	43,576
Jan		50,803	75,617	79,505	159,918
Mar		20,039	15,033	28,725	209,434
April		99,635	103,800	134,220	247,594

May		121,132	66,362	172,973	331,492
July		71,549	68,948	126,044	
Aug		8,583	50,950	16,028	
Oct		124,525	64,590	210,005	
	Health Dept	(17,000)	(17,000)	(17,000)	
	IMRF Portion	(55,000)	(55,000)	(55,000)	
		439,418	393,980	712,217	992,013
All Income Tax		1,842,973	1,837,081	2,454,832	2,152,013
% Change		14.53%	-0.32%	33.63%	
Budget					2,205,000
Budget					98%

050-000-420010 - PUBLIC SAFETY SALES TAX					
		FY19	FY20	FY21	FY22
December	October	99,780	91,247	98,060	123,789
January	November	100,655	95,141	94,056	125,474
February	December	96,199	93,957	89,158	127,142
March	January	103,065	104,738	107,802	145,383
April	February	72,565	76,979	93,819	103,666
May	March	73,255	72,914	83,335	99,570
June	April	91,509	78,917	124,532	
July	May	94,609	80,495	120,068	
August	June	96,669	95,705	131,257	
September	July	107,183	101,366	133,384	
October	August	104,170	102,235	129,512	
November	September	100,550	97,436	127,263	
		1,140,208	1,091,131	1,332,246	725,024
		0.07%	-4.30%	22.10%	
Budget					1,135,000
					64%